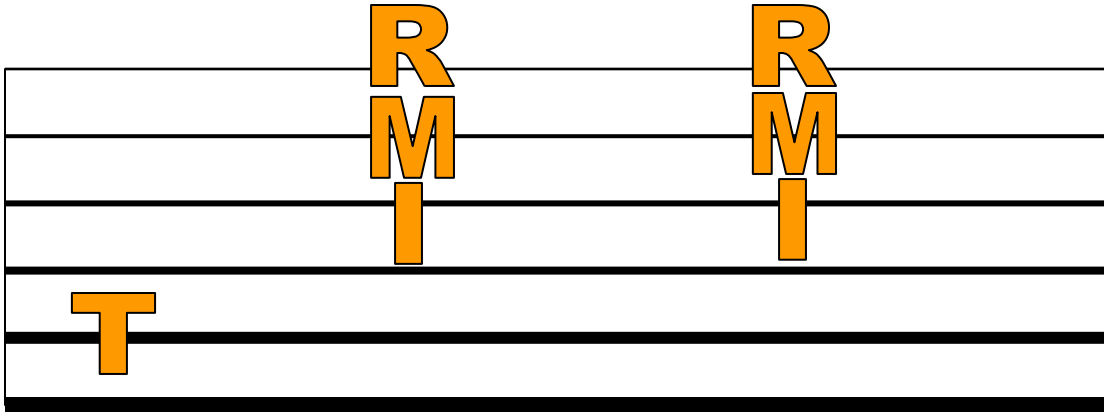


# Greensleeves Guitar Study



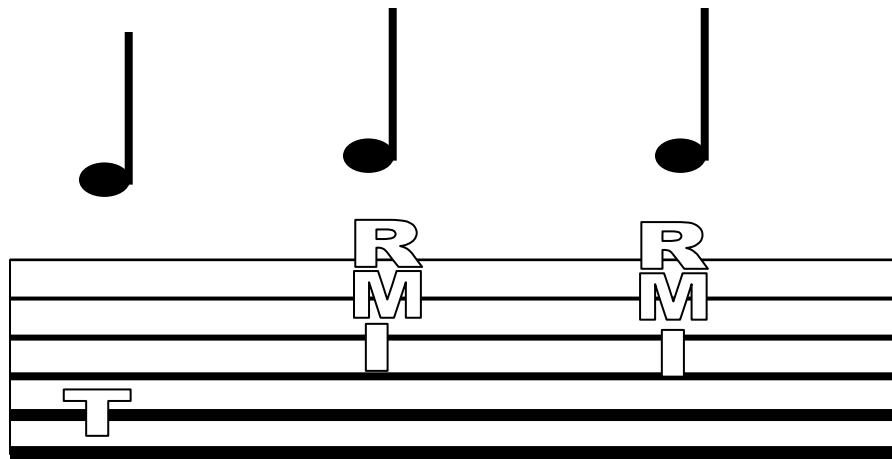
Copyright 2002 © John Axsom

3/4 or 6/8 TIME GUITAR FINGER PICKING PATTERN  
FOR THE RIGHT HAND ONLY – BALLAD 3/4 TIME




Right Hand Thumb plays the bass string followed by the index finger on the 3rd string, middle finger on the 2nd string, and the ring finger on the first string at the same time.

The pattern has a verbal rhythm that sounds like this:  
ONE - TWO - THREE

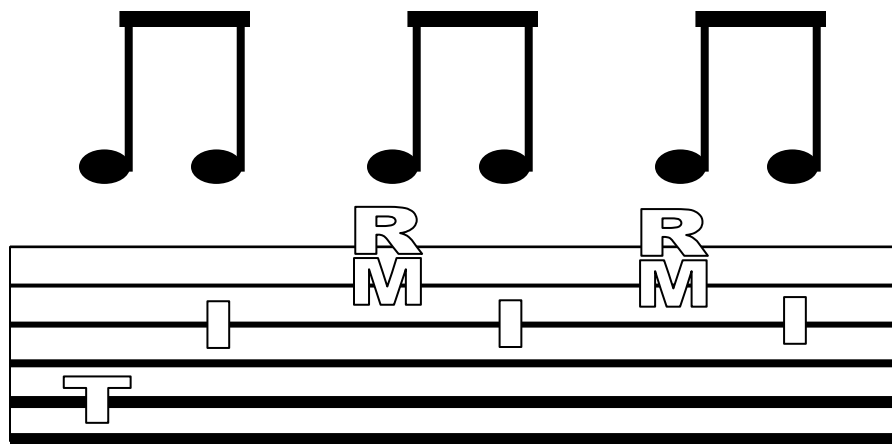


3/4 or 6/8 TIME GUITAR FINGER PICKING PATTERN  
FOR THE RIGHT HAND ONLY – BALLAD 3/4 TIME



This pattern requires that you play the 2<sup>nd</sup> and 1<sup>st</sup> strings at the same time by using the right ring finger on the 1<sup>st</sup> string, and the right middle finger on the second string.

The pattern has a verbal rhythm that sounds like this:  
one and two and three and



Copyright 2003 By John Axsom

# Greensleeves Guitar Chords

Em D  
Alas, my love, you do me wrong,

C B7  
To cast me off dis-courteously.

Em D  
For I have loved you well and long,

C B7 Em  
De-lighting in your company.

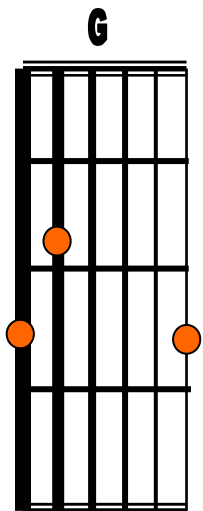
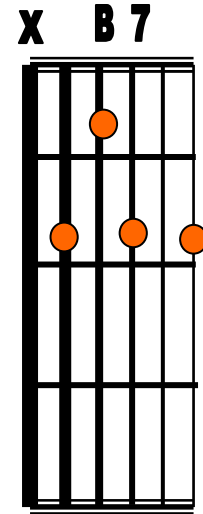
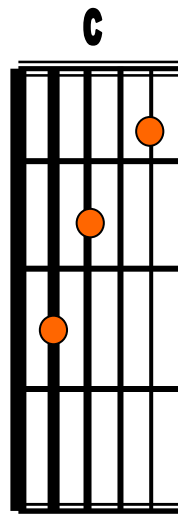
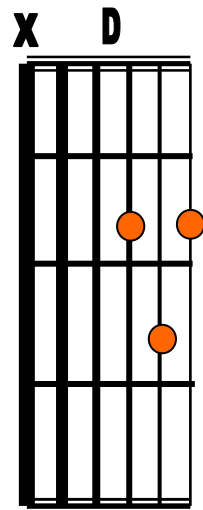
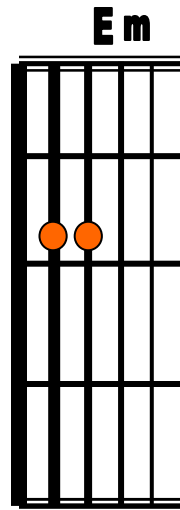
Chorus:

G D  
Greensleeves was all my joy

Em C B7  
Green-sleeves was my delight,

G D  
Greensleeves was my heart of gold,

Em B7 Em  
And who but my lady greensleeves.



# Greensleeves

Arranged By John Axsom

This Arrangement Has 2 Different 3/4 Time  
Guitar Accompaniment Patterns.

Em7 D

A - las my love — you do me

**T**  
**A**  
**B**

4 C B7

wrong to cast me off — dis - cour - teous-

# Greensleeves

8

Em D

ly. For I have lov - ed you so

8

1 2 2 2 0 0 0 0 0 0 0 0 2 2 2 2 0

0 2 0

12

C B7 Em

long de - light - ing in your com - pa -

12

0 2 2 2 0 0 0 2 2 2 0 0 0 0 0 0 0 0

3 2 0

# Greensleeves

16 G D

ny. Green - sleeves was all my

16

0 0 0	3 3	3 3	2 2
0 0 0	0 0	4 4	3 3
0 0 0	0 0	5 5	2 2
2	3	3	0

20 Em C B7

joy Green - sleeves was my de -

20

2 2	0 0	0 0	2 2
3 3	0 0	1 1	0 0
2 2	0 0	0 0	2 2
0	0	3	2





# Greensleeves

Arranged By John Axsom

Am G

Musical staff 1: Treble clef, 3/4 time signature. Notes: A4 (quarter), C5 (quarter), D5 (quarter), E5 (quarter), F5 (quarter), E5 (quarter), D5 (quarter), B4 (quarter). Chords: Am (A), C, D, E, F, E, D, B.

4 Am E7

Musical staff 2: Treble clef. Notes: G4 (quarter), A4 (quarter), B4 (quarter), C5 (quarter), A4 (quarter), A4 (quarter), G#4 (quarter), A4 (quarter), B4 (quarter), G#4 (quarter). Chords: Am (A), C, A, A, G#, A, B, G#.

8 Am G

Musical staff 3: Treble clef. Notes: E4 (quarter), A4 (quarter), C5 (quarter), D5 (quarter), E5 (quarter), F5 (quarter), E5 (quarter), D5 (quarter), B4 (quarter). Chords: Am (A), C, D, E, F, E, D, B.

12 Am E7 Am

Musical staff 4: Treble clef. Notes: G4 (quarter), A4 (quarter), B4 (quarter), C5 (quarter), B4 (quarter), A4 (quarter), G#4 (quarter), G#4 (quarter), F#4 (quarter), G#4 (quarter), A4 (quarter), A4 (quarter). Chords: Am (A), C, B, A, G#, F#, G#, A, A.

# Greensleeves

16 Am C G

Musical staff for measures 16-19. Measure 16: Treble clef, A4 quarter note. Measure 17: G4 quarter note. Measure 18: G4 quarter note, F#4 quarter note. Measure 19: E4 quarter note, D4 quarter note, B3 quarter note.

20 Am E7

Musical staff for measures 20-23. Measure 20: G4 quarter note, A4 quarter note, B4 quarter note. Measure 21: C5 quarter note, A4 quarter note. Measure 22: A4 quarter note, G#4 quarter note, A4 quarter note. Measure 23: B4 quarter note, G#4 quarter note.

24 C G

Musical staff for measures 24-27. Measure 24: E4 quarter note. Measure 25: G4 quarter note. Measure 26: G4 quarter note, F#4 quarter note. Measure 27: E4 quarter note, D4 quarter note, B3 quarter note.

28 Am E7 Am

Musical staff for measures 28-31. Measure 28: G4 quarter note, A4 quarter note, B4 quarter note. Measure 29: C5 quarter note, B4 quarter note, A4 quarter note. Measure 30: G#4 quarter note, F#4 quarter note, G4 quarter note. Measure 31: A4 quarter note, A4 quarter note.



# Greensleeves

Arranged By John Axsom

Am G

4 4

F E7

8 8

Am G

T  
A  
B

2 1 2 3 2 0 1 1 0 3 0 0

0 2 2 2 2 0 2 0 0 0 0 0

0 2 0 0 1 3 2 3 2 3 2 3 1 2 0 2 1 2 1 0 0 0

3 2 0 0 3 3 3 3 3 3 3 3 2 2 2 1 2 1 0 0

0 0 1 2 1 2 3 2 2 0 1 0 1 3 0 0 0 0

2 1 2 0 2 2 2 2 0 2 0 0 0 0 0 0 0 0 3 0

0 5 0 3 0

# Greensleeves

2

12 F E7 A m

12

0 2 0 0	1 2 0 2	1 2 4 1	2 1 2 2
3 2 0 0	3 3	0 2 2 4	0
3	3	0	0

16 C G

16

0 0 3 1 2 0	3 1 0 1	3 1 2 0	3 0 0 0
2 1 1	0 0 1	0	0 0 0 0
0	3 2 0	3	0 0 0 0

20 A m E7

20

0 2 0 0	0 1 2 2	2 3 1 2	0 1 0
0 0 2 0	2 2 2	2 3 1 2	2 1 2 2
3 2 0 0	0	3 3	0 0 0 0

# Greensleeves

24

C G

24

0 3 3 2 0  
1 1 1 0 1 1 0 0 0 0  
2 0 2 0 0 0 0 0 0  
0 3 3 0 3 0 0 0

28

A m E7 A m

28

A m

0 2 0 1 2 0 1 2 4 1 2 4 5 5  
0 0 2 0 2 2 2 2 4 1 2 4 5  
3 2 0 0 2 0 2 0 2 4 1 0 0

32

32